

59. World Airlines Ski Championship

Tuesday, 13. March 2018 Kitzbühel Austria



Alpine GS Men

FINAL RESULT

WETTKAMPFJURY

TECHNISCHER DELEGIERTER	Amoia Steve	(IASF)
WETTKAMPFLEITER	Huber Michael	(KSC)
SCHIEDSRICHTER	Sappl Alexander	(AUT)
PISTENCHEF	Werlberger Hois	(KSC)

WETTER

LUFTEMperatur 0,0 °C

1. Lauf

KURSSETZER	Weinhandl Mario	(KSC)
VORLÄUFER	- A - HeimeI Bernadette	(AUT)
	- B - Eggen Tim	(AUT)
	- C - Wilson Connor	(RSA)

PISTE Ganslern
 START 1000 m
 ZIEL 805 m
 HÖHENUNTERSCHIED 195 m
 HOMOLOGATION 12647/12/17
 TORE 27
 RICHTUNGSÄNDERUNGEN 26
 STARTZEIT 09:00

2. Lauf

KURSSETZER	Weinhandl Mario	(KSC)
VORLÄUFER	- A - HeimeI Bernadette	(AUT)
	- B - Eggen Tim	(AUT)
	- C - Wilson Connor	(RSA)

Ganslern
 1000 m
 805 m
 195 m
 12647/12/17
 27
 26
 11:00

LISTEN NR.1018

F = 980





Anzahl Teilnehmer: 108, Anzahl NSA: 16

Rang	St-Nr.	Name und Vorname	Airline	NAT	Lauf 1	Lauf 2	Zeiten	Abstand
1	19	Datzer Fabian	Lufthansa	GER	42.09	42.29	1:24.38	
2	3	Brauch Stefan	Austrian Airlines	AUT	43.27	45.30	1:28.57	4.19
3	2	Made Tor	Scandinavian Air Amb	SWE	46.13	45.91	1:32.04	7.66
4	25	Tschuggmall Mathias	Etihad Airways	UAE	46.07	46.82	1:32.89	8.51
5	107	Mumenthaler Daniel	WizzAir	SUI	46.42	46.88	1:33.30	8.92
6	56	Daisenberger Christian	Swiss International	SUI	46.92	46.44	1:33.36	8.98
7	24	List Chuck	FedEx	USA	46.34	47.16	1:33.50	9.12
8	30	Heiz Patrick	Swiss International	SUI	46.91	46.80	1:33.71	9.33
9	29	Haakonsen Christian	Norwegian Air ShuttI	NOR	47.28	46.75	1:34.03	9.65
10	53	Leino Miikka	Finnair Oyj	FIN	48.34	46.39	1:34.73	10.35
11	22	Herbon Andres	Emirates	UAE	47.54	47.37	1:34.91	10.53
12	18	Vandug Bjorn	American Airlines	USA	47.90	47.57	1:35.47	11.09
13	75	Kukkonen Anssi	Finnair Oyj	FIN	48.30	47.22	1:35.52	11.14
14	5	Riedel Christian	AeroLogic	GER	47.70	48.10	1:35.80	11.42
15	93	Mooser Jeremias	Swiss International	SUI	49.67	46.81	1:36.48	12.10
16	61	Fastner Rene	Austrian Airlines	AUT	48.61	47.90	1:36.51	12.13
17	27	Merioja Ville	Finnair Oyj	FIN	48.47	49.77	1:38.24	13.86
18	8	Fahlgren Oskar	TopHeli	SWE	48.75	49.50	1:38.25	13.87
19	23	Uemura Tsuyoshi	All Nippon Airways	JPN	48.73	49.77	1:38.50	14.12
20	11	Vaughan Kevin	Southwest Airlines	USA	48.71	49.98	1:38.69	14.31
21	46	Johnson Kent	American Airlines	USA	50.00	49.79	1:39.79	15.41
22	55	Furskog Mats	Norwegian Air ShuttI	NOR	49.75	50.44	1:40.19	15.81
23	17	Ziegler Frank	Condor Flugdienst	GER	50.09	50.47	1:40.56	16.18
24	91	Andersson Martti	Finnair Oyj	FIN	49.52	51.36	1:40.88	16.50
25	82	Aldrian Walter	Austrian Airlines	AUT	51.49	49.69	1:41.18	16.80
26	45	Seebass Sebastian	Condor Flugdienst	GER	51.04	50.25	1:41.29	16.91
27	47	Meuwly Matthias	Lufthansa	GER	50.60	50.78	1:41.38	17.00
28	88	Ruetz Michael	Lufthansa	GER	52.20	49.36	1:41.56	17.18
29	60	Numan Victor	Scandinavian Air Amb	SWE	51.98	49.67	1:41.65	17.27
30	4	Undseth Ole	Wideroe Flyveselskap	NOR	51.11	50.69	1:41.80	17.42
31	78	Bieri Thomas	Swiss International	SUI	51.17	50.88	1:42.05	17.67

59. World Airlines Ski Championship
Tuesday, 13. March 2018 Kitzbühel Austria
Alpine GS Men
FINAL RESULT

Rang	St-Nr.	Name und Vorname	Airline	NAT	Lauf 1	Lauf 2	Zeiten	Abstand
32	69	Kirberg Till	Lufthansa	GER	53.33	51.76	1:45.09	20.71
33	97	Ranftl Bertram	Austrian Airlines	AUT	53.97	52.11	1:46.08	21.70
34	81	Norberg Martin	Scandinavian Air Amb	SWE	54.34	53.27	1:47.61	23.23
35	76	Dato Federico	Alitalia	ITA	53.92	53.90	1:47.82	23.44
36	67	Maaßdorf Robert	Condor Flugdienst	GER	55.22	53.16	1:48.38	24.00
37	42	Ridgeway Blake	Southwest Airlines	USA	54.46	54.17	1:48.63	24.25
38	100	Ritsch Matthäus	Condor Flugdienst	GER	54.73	53.97	1:48.70	24.32
39	12	Schweiger Johann	Aegean Airlines	GRE	54.98	53.92	1:48.90	24.52
40	9	Gaiswinkler Harald	Eurowings	AUT	54.51	55.04	1:49.55	25.17
41	35	Syer Kurt	Delta Air Lines	USA	54.34	55.66	1:50.00	25.62
42	28	Monzeglio Andrea	Alitalia	ITA	55.86	54.55	1:50.41	26.03
43	64	Carillo Donald	Southwest Airlines	USA	55.31	55.18	1:50.49	26.11
44	87	Ralston Mark	American Airlines	USA	55.55	55.17	1:50.72	26.34
45	21	Bornman Neil	South African Airway	RSA	55.14	55.79	1:50.93	26.55
46	68	Williams Michael	American Airlines	USA	56.76	54.85	1:51.61	27.23
47	36	Nylen Jan	Scandinavian Air Amb	SWE	55.99	57.26	1:53.25	28.87
48	77	Luode Ilkka	Norwegian Air Shuttl	NOR	57.02	56.64	1:53.66	29.28
49	26	Ryan Kent	SAS	SWE	56.23	57.63	1:53.86	29.48
50	102	Müller Frank	Lufthansa	GER	57.80	56.41	1:54.21	29.83
51	7	Matsumoto Osamu	Japan Airways	JPN	55.99	59.04	1:55.03	30.65
52	40	Meurs Derk	Transavia Airlines	NED	57.70	57.53	1:55.23	30.85
53	70	Thomas Justin	South African Airway	RSA	1:00.03	56.64	1:56.67	32.29
54	95	Krasnov Gary	Delta Air Lines	USA	59.16	57.81	1:56.97	32.59
55	86	Thoennissen Dirk	Condor Flugdienst	GER	58.67	59.37	1:58.04	33.66
56	106	Weber Roger	Swiss International	SUI	1:00.94	57.64	1:58.58	34.20
57	44	Koloski Richard	Qantas Airways	AUS	59.59	59.74	1:59.33	34.95
58	98	Powers Bruce	Southwest Airlines	USA	1:01.31	59.39	2:00.70	36.32
59	58	Blomfield Chris	Air New Zealand	NZL	1:00.44	1:00.69	2:01.13	36.75
60	92	Ramasotto Gianfranco	Alitalia	ITA	1:03.97	59.09	2:03.06	38.68
61	63	Stukart Marcel	Transavia Airlines	NED	1:02.28	1:01.36	2:03.64	39.26
62	83	Willemse Casper	Transavia Airlines	NED	1:02.85	1:01.25	2:04.10	39.72
62	51	Leach Richard	Etihad Airways	UAE	1:03.28	1:00.82	2:04.10	39.72
64	54	Sagato Fabio	Alitalia	ITA	1:05.37	1:01.07	2:06.44	42.06
65	90	Salim Cezar	Emirates	UAE	1:05.38	1:01.23	2:06.61	42.23
66	50	Smiley Tom	FedEx	USA	1:03.47	1:04.21	2:07.68	43.30
67	52	Nagy Viktor	SAS	SWE	1:05.48	1:03.60	2:09.08	44.70
68	73	Strange Bo	Etihad Airways	UAE	1:07.52	1:02.36	2:09.88	45.50
69	74	Espiland Helge	SAS	SWE	1:06.70	1:03.23	2:09.93	45.55
70	101	McKowan Ray	American Airlines	USA	1:04.77	1:05.37	2:10.14	45.76
71	20	Bogte Rens	KLM	NED	1:06.06	1:05.41	2:11.47	47.09
72	14	Szymanski Ted	Qantas Airways	AUS	1:07.84	1:03.90	2:11.74	47.36
73	43	Tsikalakis Michael	Aegean Airlines	GRE	1:08.37	1:03.60	2:11.97	47.59
74	49	Bruhn Ashley	Emirates	UAE	1:09.70	1:04.76	2:14.46	50.08
75	33	Schmid Kenner	Alaska Airlines	USA	1:08.11	1:06.69	2:14.80	50.42
76	79	Shaw Robert	Air New Zealand	NZL	1:08.85	1:07.56	2:16.41	52.03
77	96	Wiklund Alexander	Scandinavian Air Amb	SWE	1:08.31	1:08.59	2:16.90	52.52
78	41	Bodocs Laszlo	Sky Angkor Airlines	CAM	1:10.50	1:12.79	2:23.29	58.91
79	71	Akiki Christian	Emirates	UAE	1:16.80	1:10.57	2:27.37	1:02.99
80	32	Stewart Steven	Air New Zealand	NZL	1:13.65	1:15.92	2:29.57	1:05.19
81	103	Macintosh Craig	South African Airway	RSA	1:16.73	1:14.46	2:31.19	1:06.81
82	65	Deligiorgis Alexandros	Aegean Airlines	GRE	1:19.99	1:19.53	2:39.52	1:15.14

59. World Airlines Ski Championship
Tuesday, 13. March 2018 Kitzbühel Austria
Alpine GS Men
FINAL RESULT

Rang	St-Nr.	Name und Vorname	Airline	NAT	Lauf 1	Lauf 2	Zeiten	Abstand
83	94	Beeston Bryce	Air New Zealand	 NZL	1:24.02	1:17.90	2:41.92	1:17.54
84	104	Gabrielle Romain	Etihad Airways	 UAE	1:25.09	1:18.05	2:43.14	1:18.76
85	99	Kitsos George	Aegean Airlines	 GRE	1:24.49	1:22.10	2:46.59	1:22.21
86	66	Elliott Richard	Qantas Airways	 AUS	1:27.11	1:32.03	2:59.14	1:34.76

Nicht am Start - Lauf 1 (4)

1	Brooks Demain	Delta Air Lines	 USA	DNS
15	McDonald Paul	Atlas Air	 USA	DNS
16	Robertson Mark	UPS Airlines	 USA	DNS
57	Bolfing Chris	United Airlines	 USA	DNS


Nicht im Ziel - Lauf 1 (5)

31	Borgh Ragnar	United Airlines	 USA	DNF
38	Vindheim Arild	Wideroe Flyveselskap	 NOR	DNF
59	O'Conner Kevin	Delta Air Lines	 USA	DNF
72	Bushue Terry	FedEx	 USA	DNF
89	Schuil Chris	South African Airway	 RSA	DNF

Disqualifizierte - Lauf 1 (2)

39	Beyer Philip	AeroLogic	 GER	DSQ
84	Wagnon Joe	Southwest Airlines	 USA	DSQ



Nicht am Start - Lauf 2 (1)

62	Bachke Christian	Wideroe Flyveselskap	 NOR	1:01.31	DNS
----	-------------------------	----------------------	---	---------	-----

Nicht im Ziel - Lauf 2 (7)

10	Cerne Gorazd	Sky Angkor Airlines	 CAM	57.87	DNF
13	Simmonds Kevin	Mango	 RSA	1:06.60	DNF
34	Beckett Taylor	SkyWest	 USA	54.13	DNF
37	Kirchler Markus	Austrian Airlines	 AUT	47.05	DNF
48	Hardwicke David	South African Airway	 RSA	56.82	DNF
80	Okuda Earl	Delta Air Lines	 USA	59.96	DNF
105	Rekula Anssi	Finnair Oyj	 FIN	1:08.79	DNF

Disqualifizierte - Lauf 2 (3)

6	Luksen Eelco	Transavia Airlines	 NED	54.71	DSQ
85	Komte Daniel	Aegean Airlines	 GRE	1:10.89	DSQ
154	Christodoulides Charis	Etihad Airways	 UAE	1:44.65	DSQ